



# MULVIHILL U.S. Health Care ENHANCED YIELD ETF

XLVE Monthly Update  
March 31, 2024



## Enhanced income from your Health Care stocks


(TSX: XLVE)

- Equal weight exposure to Large-Cap U.S. Health Care stocks
- 7.9% yield\*, monthly distributions
- Option writing and modest leverage (up to 25%) enhance portfolio yield
- 27+ year track record managing option-based strategies
- US Dollar exposure hedged back to Canadian dollars

**7.9% YIELD\***

**\$8.92  
CURRENT MARKET  
PRICE**

## XLVE provides 7.7x the yield of S&P 500 Equal Weight Health Care Index



### Contact Us

Website [www.mulvihill.com](http://www.mulvihill.com)  
 Email [info@mulvihill.com](mailto:info@mulvihill.com)  
 Phone 416 - 681 - 3966

\* Distribution Yield based on most recently declared distribution annualized, as a percentage of the net asset value as of March 31, 2024  
 Actual yield changes daily based on market conditions  
 See disclosure or visit [www.mulvihill.com](http://www.mulvihill.com) for further information about the fund



XLVE provides exposure to Large-Cap U.S. Health Care stocks  
 Modest 25% leverage provides additional return potential

S&P500 Health Care sector has returned 4,785% since inception, 1.6x  
 the 2,979% return of the S&P500 Index

**Performance\*\***

	<b>1 Yr</b>	<b>3 Yr</b>	<b>5 Yr</b>	<b>10 Yr</b>	<b>SI</b>
<b>S&amp;P500 Health Care Sector</b>	<b>16.2%</b>	<b>10.0%</b>	<b>12.1%</b>	<b>11.7%</b>	<b>11.9%</b>
S&P500 Index	30.1%	11.5%	15.0%	12.9%	10.4%

**Portfolio Composition**

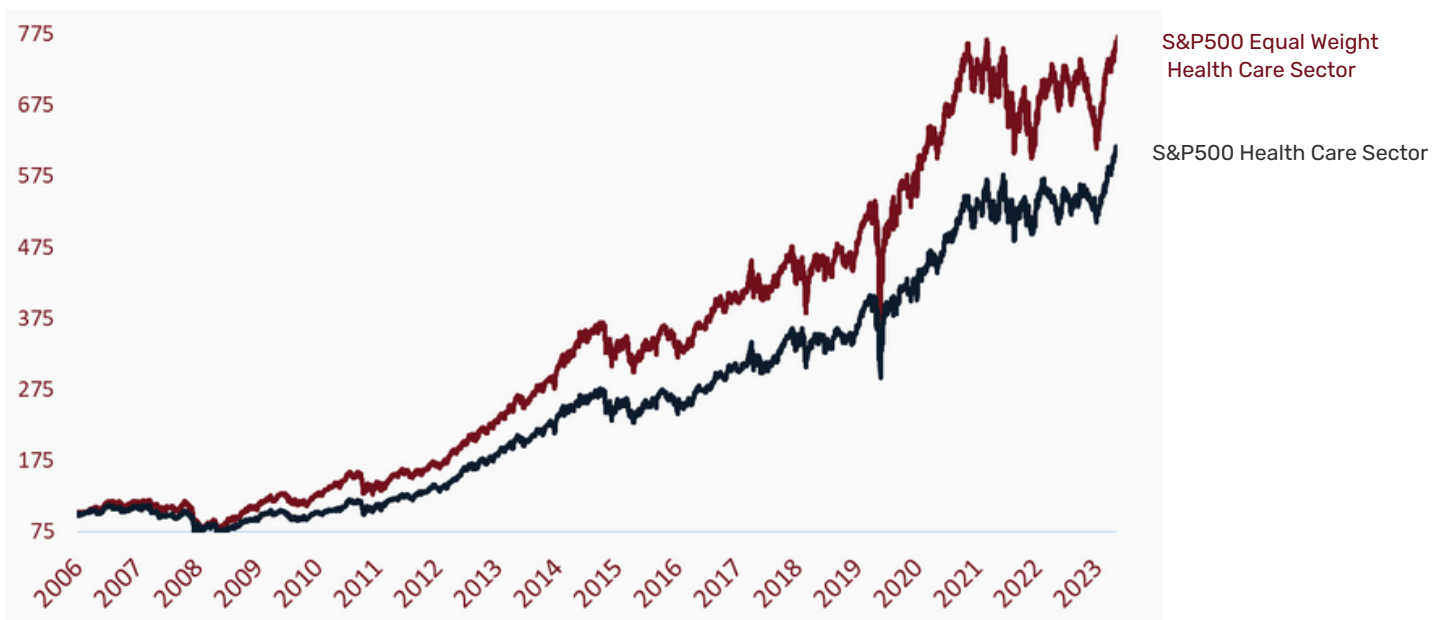
XLVE offers a balanced allocation to the 65  
 stocks in the S&P 500 Health Care Sector™  
 through equal-weight exposure

**100%**  
 Health Care Sector  
 Exposure

**64**  
 Stocks Equally  
 Weighted

**25%**  
 Leverage (up to)

Equal Weighting has outperformed S&P 500 Health Care Sector historically\*\*\*



**Contact Us**

Website [www.mulvihill.com](http://www.mulvihill.com)  
 Email [info@mulvihill.com](mailto:info@mulvihill.com)  
 Phone 416 - 681 - 3966

\*\*Annualized Total Return since 09/11/1989 to 3/31/2024  
 \*\* Unlevered. No option writing, does not include fees or expenses  
 \*\*\*Annualized Total Return since 11/02/2006 to 3/31/2024  
 source: Bloomberg

# XLVE Yield Enhancement Methodology

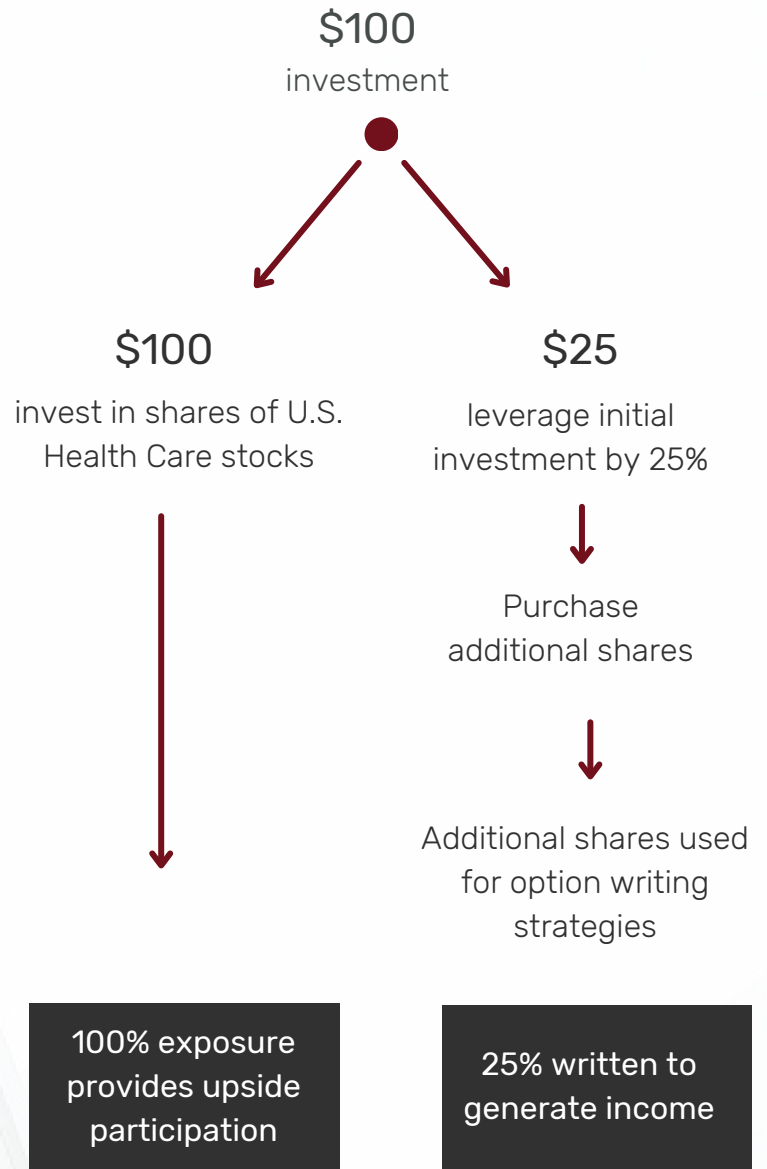


Enhanced yield with upside participation

Traditional call writing strategies provide enhanced yield but often forgo full upside participation

XLVE methodology maintains "full" exposure to underlying stocks while utilizing modest leverage to purchase additional shares for option writing strategies

## How it works



For illustrative purposes only



## MULVIHILL U.S. Health Care ENHANCED YIELD ETF

### DISTRIBUTION INFO

Distribution Yield*	7.9%*
Distribution Frequency	Monthly
Distribution Amount	\$0.058/Month

### FUND DETAILS

NAV (2/29/2024)	\$8.89
TSX Ticker	XLVE
Management Fee	0.65%
Fund Launch	February 1, 2023
Offering Document	Prospectus
Fund Structure	Mutual Fund Trust
Risk Rating	Medium to High
Eligible for Registered Plans	Yes
Manager	Mulvihill Capital Management Inc.
CUSIP	62580M109



## MULVIHILL ETFS

Performance	1 Yr	SI
Mulvihill U.S. Health Care Enhanced Yield ETF	0.7%	-2.2%

Returns are for the periods ended 03/31/2024 and are unaudited. Inception date 02/01/2023. The table shows the past performance of the Fund. Past performance does not necessarily indicate how the Fund will perform in the future. The information shown is based on the Net Asset Value per unit, and assumes that distributions made by the Fund were reinvested (at net asset value per unit) in additional units of the Fund.

## Disclosures

Mulvihill Capital Management Inc. is registered as (a) an adviser in the category of portfolio manager under the securities legislation of each of the Provinces of Canada, (b) a dealer in the category of exempt market dealer and an investment fund manager in the Provinces of Ontario, Québec and Newfoundland and Labrador. Mulvihill's directors, officers and portfolio managers are registered with the various commissions.

The information contained herein is for general information purposes and should not be construed as an offer to purchase fund units or advice on the suitability of the fund for your specific investment needs. Important information regarding the Fund including its risks, costs/fees and tax treatment are set out in the fund's offering memorandum or simplified prospectus which should be reviewed with your financial advisor before investment.

Commissions, management fees and expenses all may be associated with mutual fund investments. Please read the prospectus before investing. The indicated rate of return is the historical annual compounded total return including changes in unit value [and reinvestment of all distributions] and does not take into account sales, redemption, distribution or optional charges or income taxes payable by any unitholder that would have reduced returns. Mutual funds are not guaranteed, their values change frequently and past performance may not be repeated.

Any third party information provided here has been obtained from sources believed to be accurate, but cannot be guaranteed. Any opinions expressed in this document are based on current analysis of market events and circumstances as at the date of publication and are subject to change. Mulvihill Capital Management Inc. does not undertake to advise the reader of any such changes.

### Contact Us

Website	<a href="http://www.mulvihill.com">www.mulvihill.com</a>
Email	<a href="mailto:info@mulvihill.com">info@mulvihill.com</a>
Phone	416 - 681 - 3966

